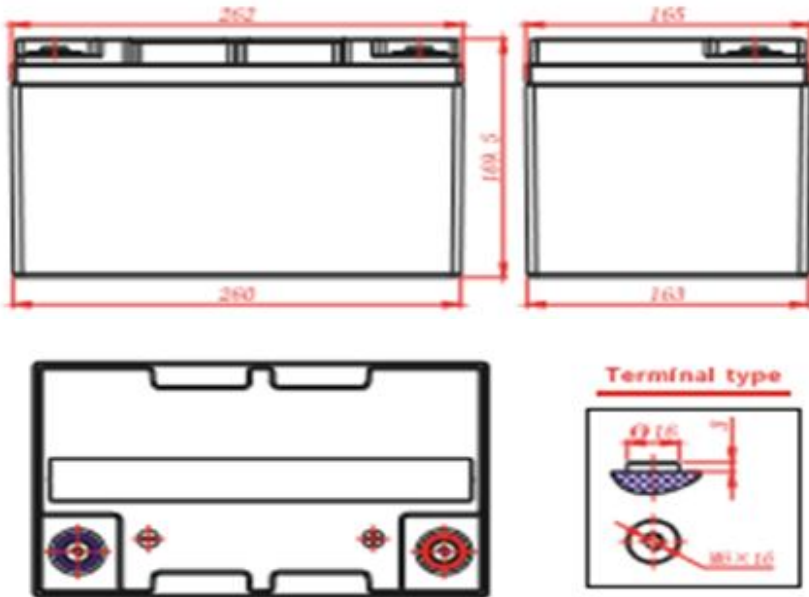


Best Loading Requirement

- Starting current less than 90,0A, the normal current less than 30,0A, with 48V 1500W, 60V 2000W motor or below the powers.

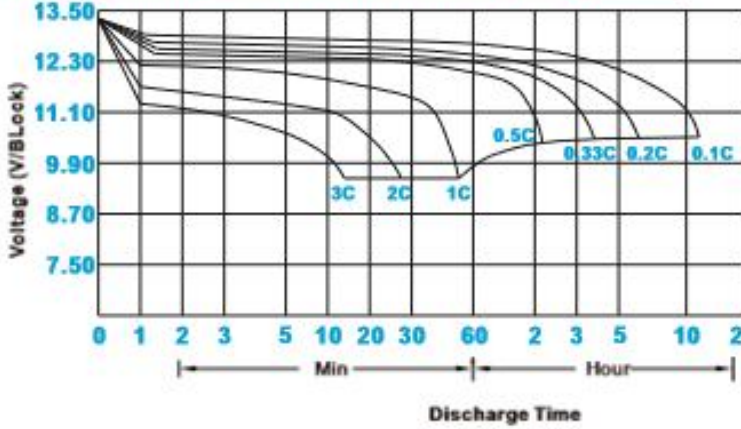
Applications

- Electric vehicle, electric motor vehicle,
- sightseeing light vehicle, electric power cleaner, etc.

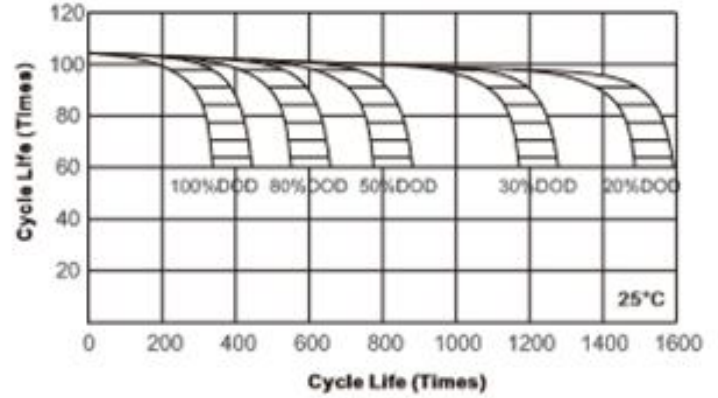


Battery Model	YGD12-63(A)						
Capacity (25°C)	10 HR (6.8A)	5 HR (12.8A)	3 HR (20.0A)	2 HR (28.0A)	1 HR (52.5A)	30 Min. (90.0A)	15 Min. (144.0A)
	68.0 AH	64.0 AH	60.0 AH	56.0 AH	52.5 AH	45.0 AH	36.0 AH
Dimensions	Length		Width		Height		Total Height
	262 mm		165 mm		170 mm		170 mm
Approx Weight	20.0 kg ± %3						
Self Discharge	Capacity declined @25°C, 3 months %10, 6 months %20, 9 months %40						
Capacity Affected By Temperature (3 HR)	40°C		25°C		0°C		-12°C
	%102		%100		%85		%65

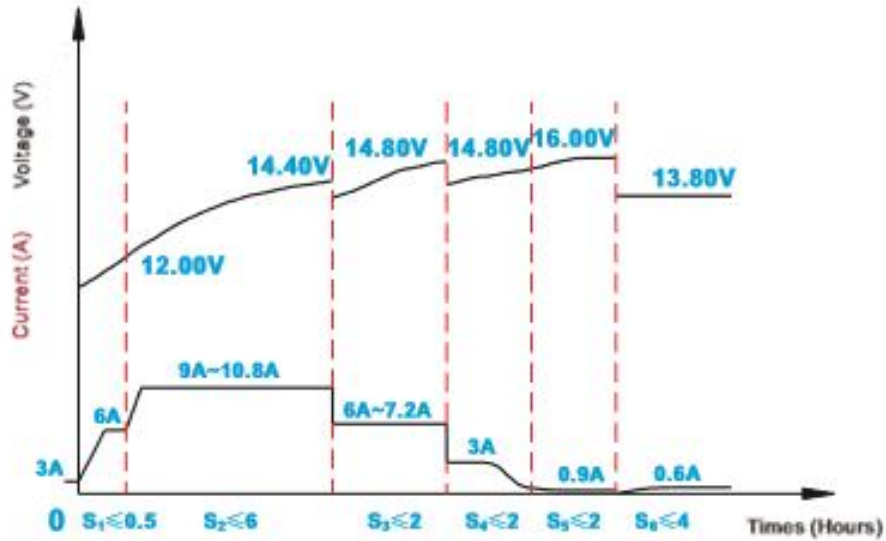
Discharge Characteristics (25°C)



Cycle Life With Depth Of Discharge



Charge Characteristics (25°C)



The above charge voltage is based on 25 °C(77 °F), for other temperature, the temperature coefficient should be adopted. Temps coefficient: -3mV/°C/cell.