

- High performance, completely maintenance-free, low self-discharge
- 100% precise quality testing, stable quality and high reliable performance
- Unique grid alloy formula and updated manufacturing technique
- Floating & standby use: up to 8 years
- Cycle use 1: Up to 260 cycles at 100% DOD
- Cycle use 2: Up to 500 cycles at 50% DOD

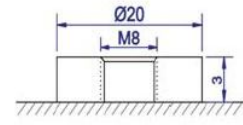


Application:

- *Telecommunications
- *Uninterruptable Power Supply
- *Electric Power System (EPS)
- *Emergency backup power supply
- *Alarm and security system
- *Communication power supply
- *DC power supply
- *Auto control system

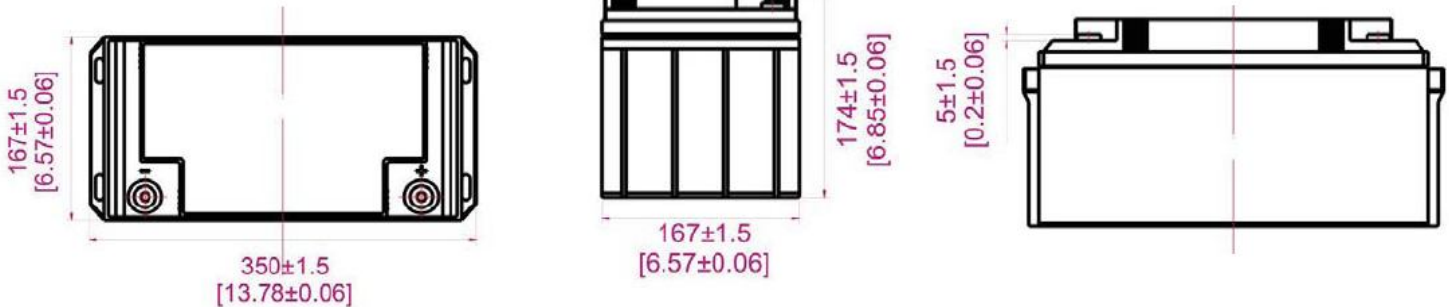
Construction:

Component	Raw material	Sealant	Epoxy
Positive	Lead dioxide	Safety Valve	Rubber
Negative	Lead	Terminal	Copper
Container	ABS	Separator	Fiber glass
Cover	ABS	Electrolyte	Sulfuric acid



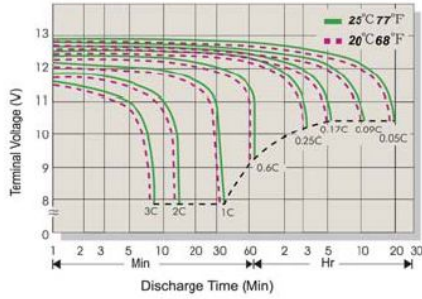
M8 Bolt

B5 Terminal

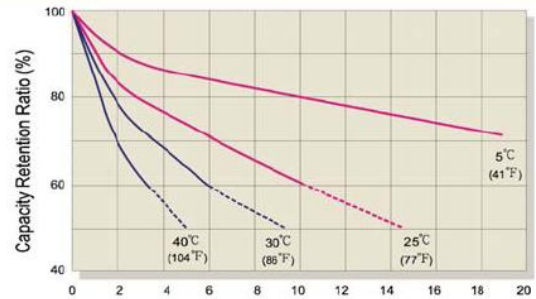


Battery Model	YD 12-65			
Designed Floating Life	Up to 8 years @20-25°C ambient temperature			
Capacity (25°C)	20 HR (3.48 A, 10.8 V)	10 HR (6.74 A, 10.8 V)	5 HR (13.49 A, 10.5 V)	1 HR (46.08 A, 10.5 V)
	69.60 AH	67.40 AH	67.45 AH	46.08 AH
Dimensions	Length	Width	Height	Total Height
	350 mm	167 mm	174 mm	174 mm
Approx Weight	20.20 Kg ± %3			
Internal Resistance	Full charged @25°C, equal or less than 6 mOhm			
Self Discharge	%2 capacity declined per month @25°C			
Capacity Affected By Temperature (20 HR)	40°C	25°C	0°C	-15°C
	%102	%100	%85	%65
Charge Voltage (25°C)	Cycle Use		Float Use	
	14.4-15.0 V (-30 m V/°C), maks. Akım: 21.0 A		13.50 - 13.80 V (-20 m V/°C)	

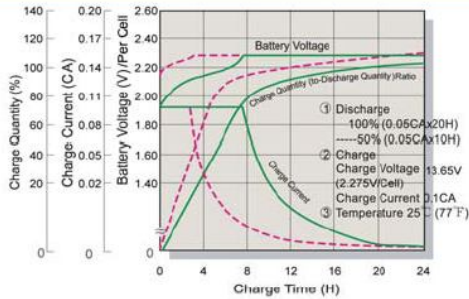
Terminal Voltage (V) and Discharge Time



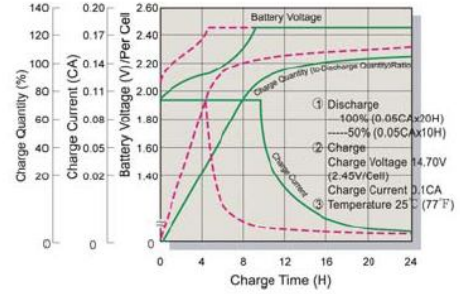
Capacity Retention Characteristic



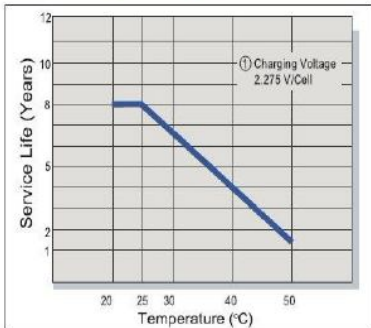
Battery Voltage and Charge Time for Standby Use



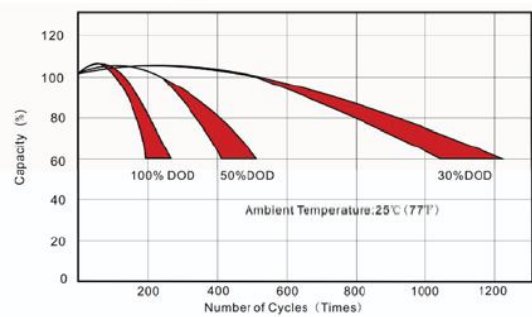
Battery Voltage and Charge Time for Cycle Use



Tickle(or Float) Service Life



Cycle Service Life



Constant Current Discharge (CC, Unit: A) at 25°C (77°F)

F.V/Time	5Min	10Min	15Min	30Min	1Hr	2Hr	3Hr	4Hr	5Hr	6Hr	10Hr	20Hr
1.85V/Cell	216.34	148.06	118.56	77.44	44.38	23.82	19.66	15.02	12.99	10.38	6.61	3.42
1.80V/Cell	220.47	150.89	120.83	78.92	45.23	24.27	20.03	15.31	13.24	10.57	6.74	3.48
1.75V/Cell	224.60	153.72	123.09	80.40	46.08	24.73	20.41	15.59	13.49	10.77	6.87	3.55
1.70V/Cell	244.82	162.94	130.48	83.60	46.89	25.16	20.77	15.87	13.73	10.96	6.99	3.61
1.67V/Cell	269.52	176.77	141.56	88.28	47.39	25.43	20.99	16.04	13.87	11.08	7.06	3.65

Constant Power Discharge (CP, Unit: W) at 25°C (77°F)

F.V/Time	5Min	10Min	15Min	30Min	1Hr	2Hr	3Hr	4Hr	5Hr	6Hr	10Hr	20Hr
1.85V/Cell	421.86	288.71	231.20	151.00	86.55	46.45	38.33	29.29	25.33	20.23	12.90	6.67
1.80V/Cell	429.92	294.23	235.61	153.89	88.20	47.33	39.07	29.85	25.82	20.62	13.14	6.80
1.75V/Cell	437.98	299.74	240.03	156.77	89.85	48.22	39.80	30.41	26.30	21.00	13.39	6.92
1.70V/Cell	477.40	317.73	254.43	163.03	91.44	49.07	40.50	30.94	26.76	21.37	13.63	7.04
1.67V/Cell	525.57	344.71	276.04	172.14	92.41	49.59	40.93	31.27	27.05	21.60	13.77	7.12